



# THE OUTSTANDING EVENTS COMPANY



3m

6m

View of tent from above



3.5m

6m

View of tent from side

## Wii

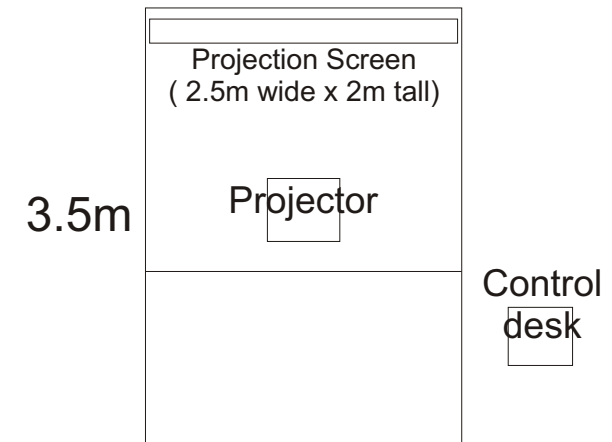
The Wii can be used both indoors or outdoors. The Wii tent uses pegs and guy ropes to secure it to the floor. If the tent is being set up on hard surface we need to be told in advance so that we can bring heavy weights to anchor it.



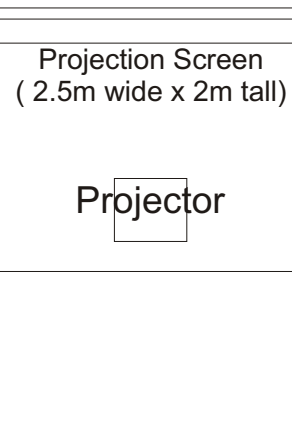
### Electricity required

we need either a standard 13amp or industrial 16amp socket within 10m of the control desk. We can provide longer cables if we are given advance notice.

if being used indoors without the tent, the minimum space required is 2.5m wide, 3.5m deep and 2.3m high. Additional space is required for the control desk of approximately 0.5m x 0.5m. The setup is shown below.



3.5m



Projection Screen  
( 2.5m wide x 2m tall)

Projector

Control  
desk

2.5m  
View from above